



Decorative stone solutions

Designing your building solutions




Newport Coast Villa

Location: California, USA



Rome travertine

Outdoor column & cladding



Newport Coast Villa

Stone For Indoor column, floor & stair



Rome travertine

Outdoor column & cladding



Newport Coast Villa

Stone For Outdoor & Indoor Cladding & Floor



La Valse Hotel

Location: Korea



La Valse Hotel

Location: Korea



라발스호텔

ROOMS
SKY LOUNGE
RESTAURANT
PREFERRED GUEST

해안오피스텔
051-418-7774
지하주차장 200여대


La Valse Hotel

Location: Korea




La Valse Hotel

Location: Korea



T.I.C. Commercial Space

Location: Red Travertine & Red Brick



T.I.C. Commercial Space

Location: Red Travertine & Red Brick



T.I.C. Commercial Space

Location: Red Travertine & Red Brick





Stone Decoration

Red Travertine / Designer: Ann

Coffee table with slidable tops

Location: Red Travertine & Red Brick / Designer: Ann





Stone table with slidable tops



Stone Decoration

Stone Washbasin Red Travertine

Designer: Ann






Stone Washbasin Red Travertine

Designer: Ann



Bench Red Travertine Glass

Designer: Ann



Product : Bench

Red Travertine Glass / Designer: Ann



Conference Table Red Travertine

Designer: Ann

One Pearl Bay

Stone Cladding, Floor & Furniture



Carrara Marble

Cladding, Floor, Bathtub & Basin





Marble Dining Table

One Pearl Bay



Marble Dining Table


One Pearl Bay





Stone Art Craft


One Pearl Bay





S.K. Villa

Stone furniture



S.K. Villa
Stone furniture

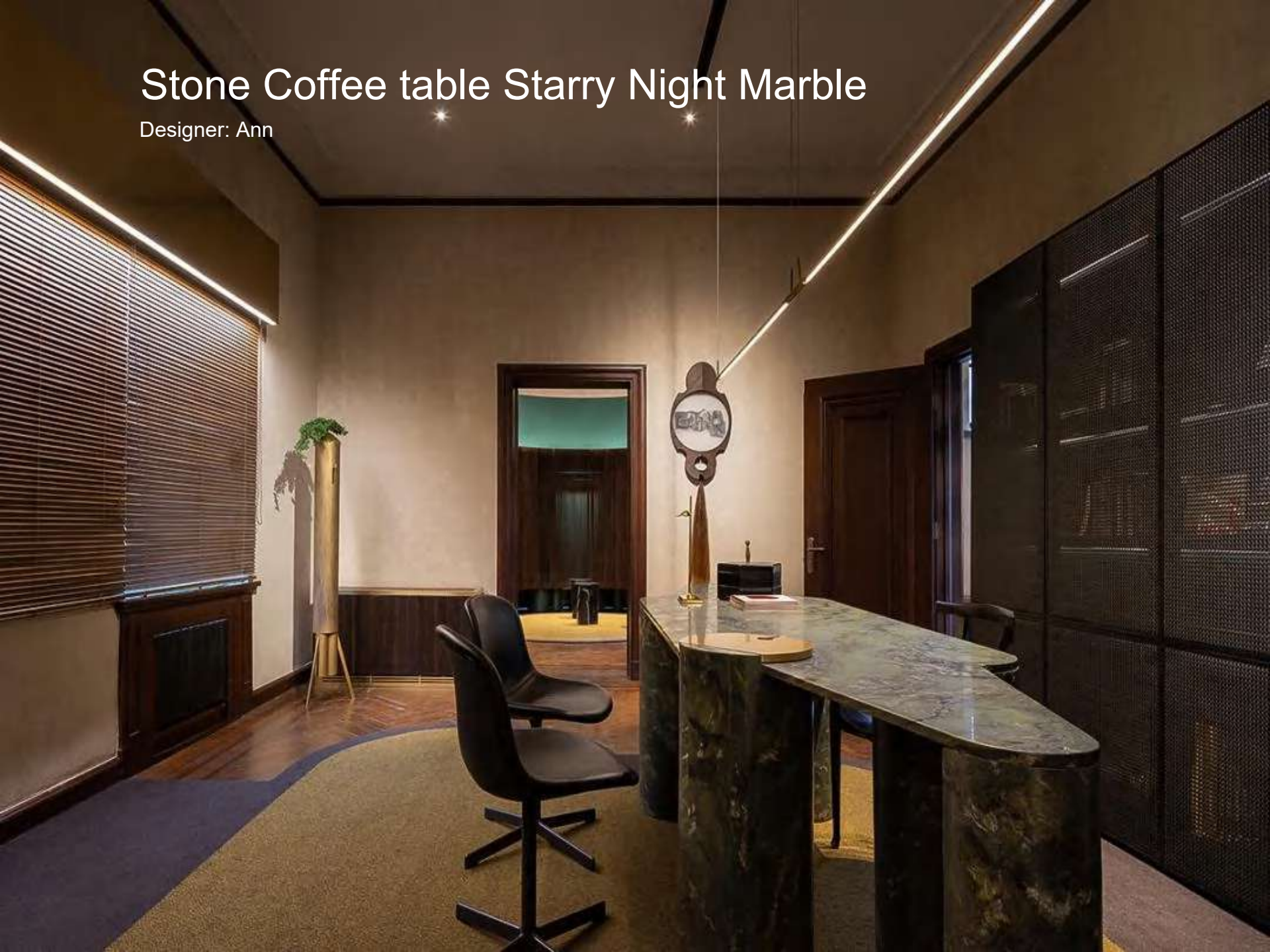
Stone Coffee table Starry Night Marble

Designer: Ann



Stone Coffee table Starry Night Marble

Designer: Ann



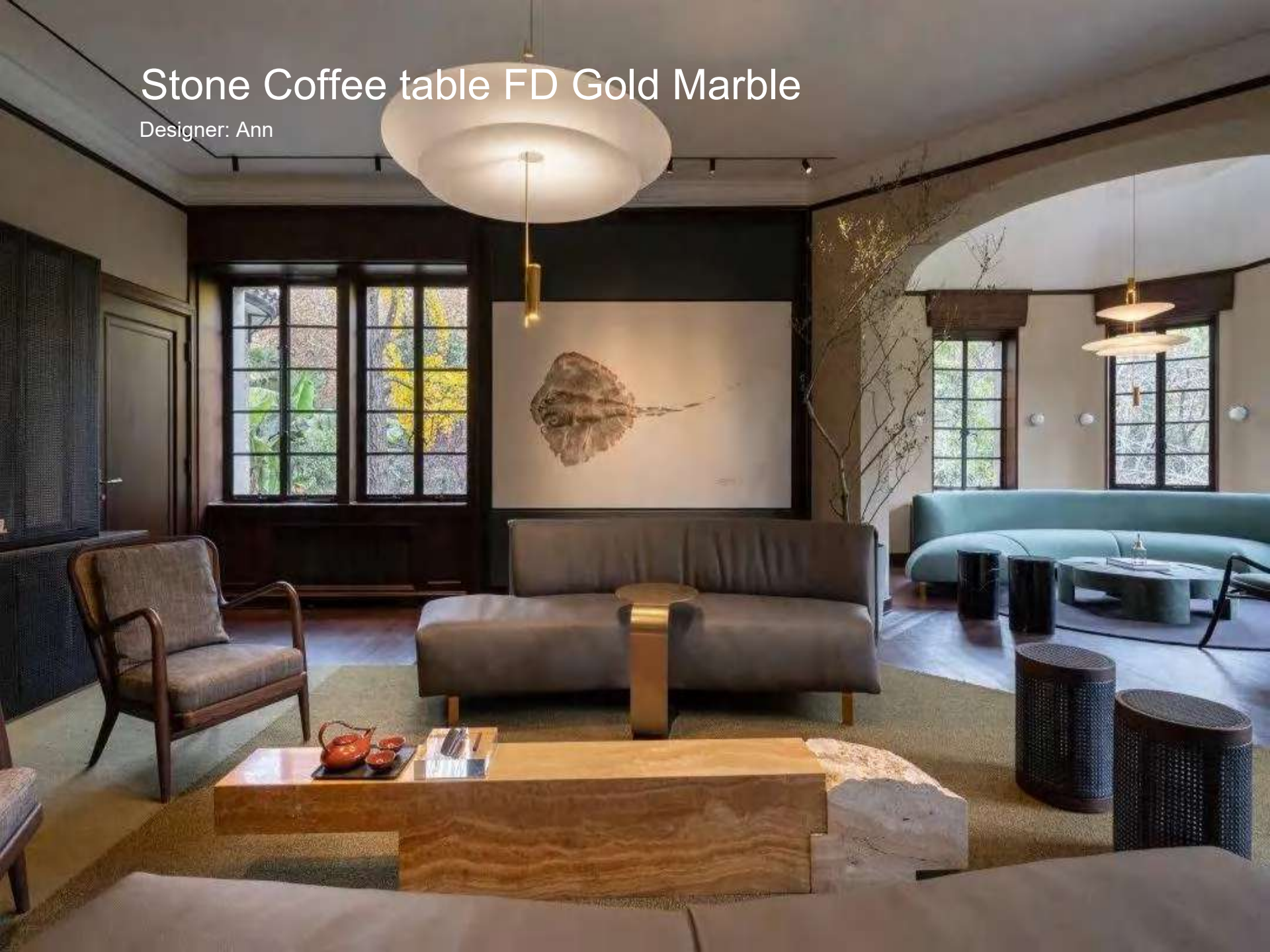
Stone Coffee table Starry Night Marble

Designer: Ann



Stone Coffee table FD Gold Marble

Designer: Ann





SEA CORAL



Architec of Sea Coral stone

Project : Arnaya






Sea Coral for outdoor

Project : Arnaya





Sea Coral walling



The image shows a modern interior hallway. On the left, a wall is covered in large, light-colored rectangular panels with a subtle, textured pattern. A doorway is visible in the background, framed by dark vertical lines and featuring a white panel. To the right, a large, textured wall panel is shown in a close-up, highlighting its intricate, organic texture. The floor is a light, polished material, and the ceiling has recessed lighting.

Sea Coral for walling



GREEN SLEEVE






Green Sleeve Marble

Cladding & The Reception



Green Sleeve Marble

Fountain, Cladding & The Reception



Green Sleeve Marble

Cladding & The Reception



Green Sleeve Marble

Coffee table, Floor & Cladding




CR LAND

Green Sleeve Marble

Cladding & The Reception


Green Sleeve Marble

Kitchen & Cladding



Green Sleeve Marble

Screen, floor & Table



T.L Department

Stone Cladding & Kitchen



T.L Department

Stone Cladding & Kitchen



Stone Island

T. L Department



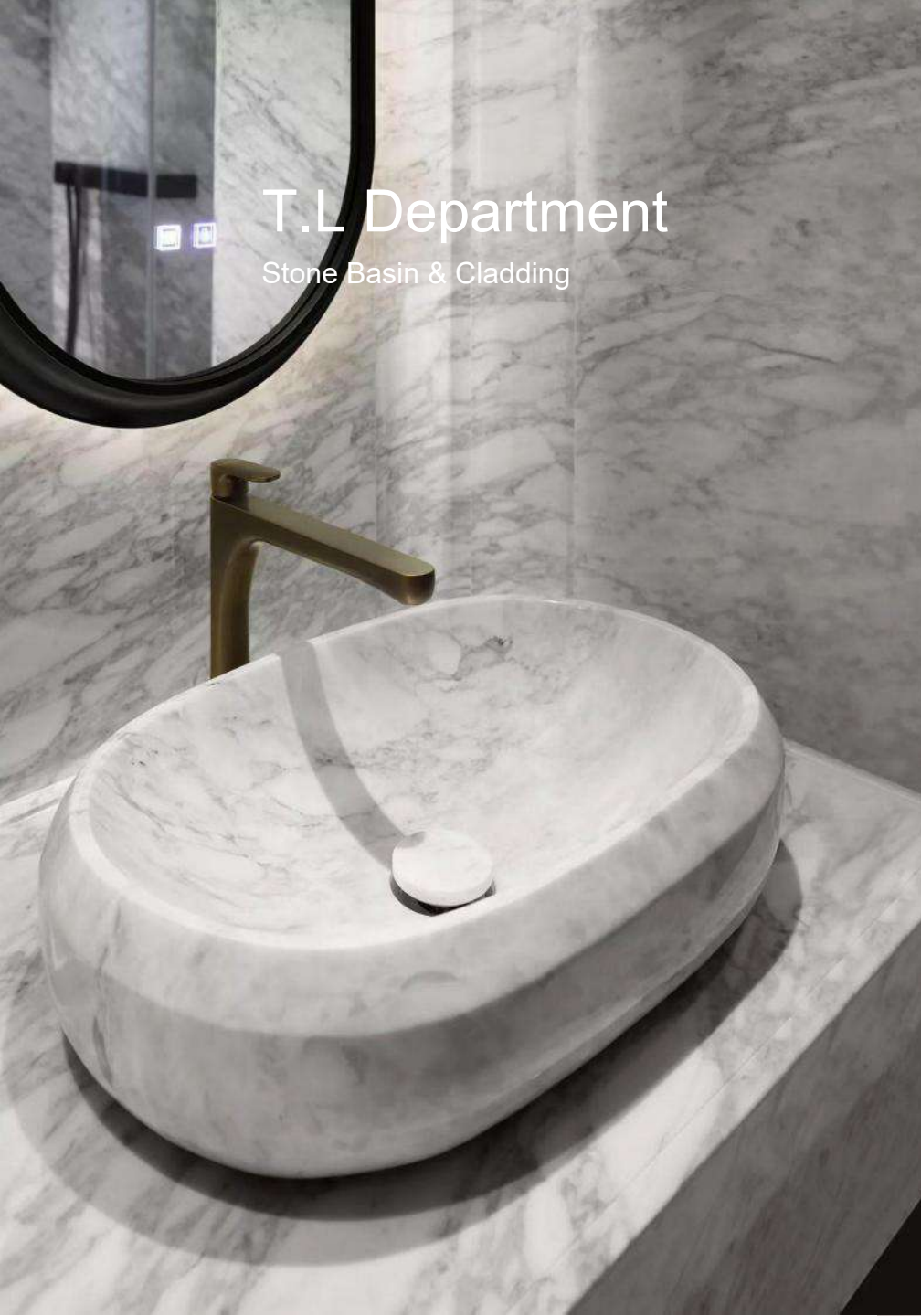
Stone Island

T. L Department



Stone Island
T. L Department

T.L Department
Stone Basin & Cladding



Island

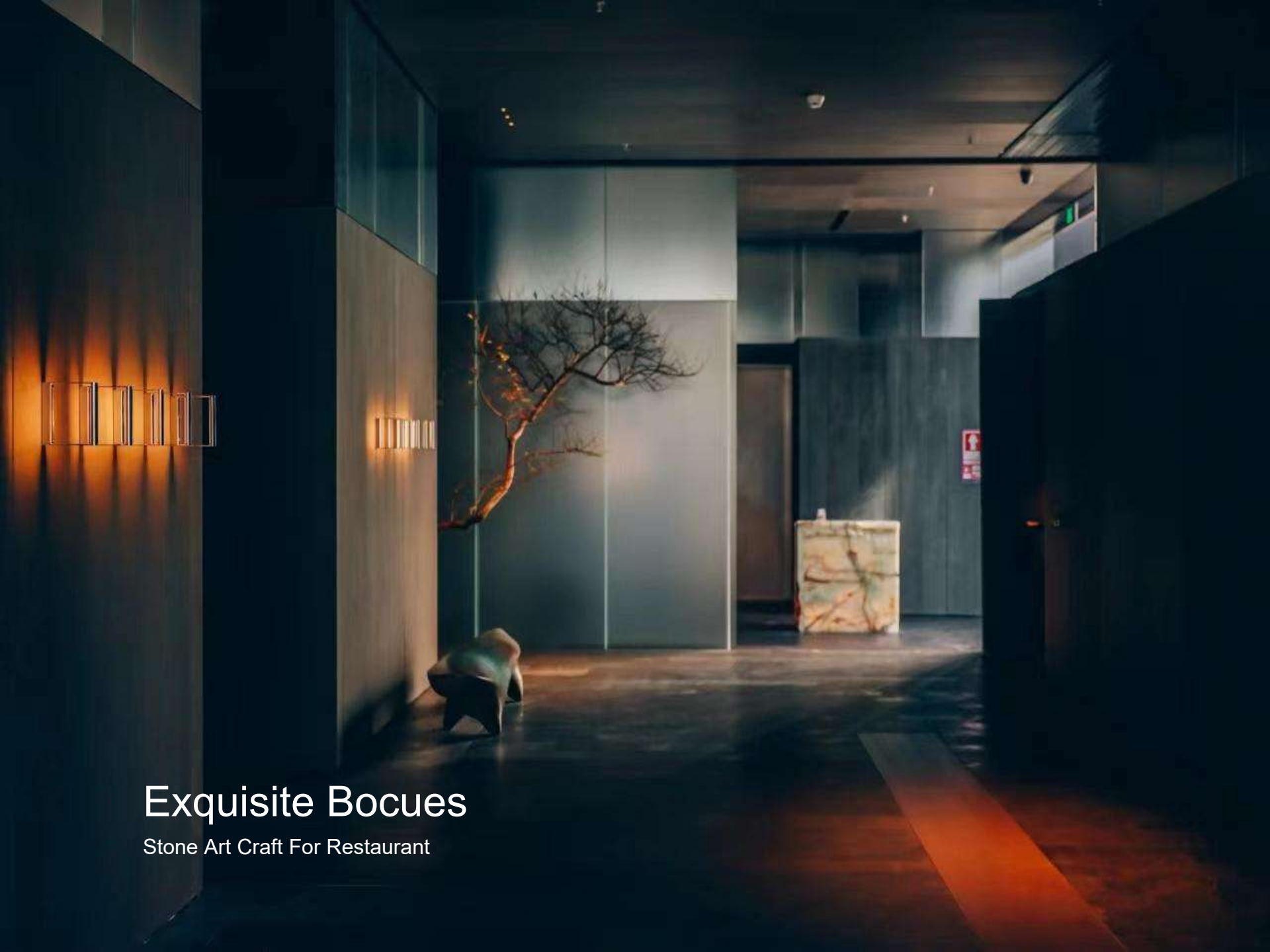
Desert Rose stone Stainless steel





Island

Desert Rose stone Stainless steel



Exquisite Bocues

Stone Art Craft For Restaurant



Stone Art Craft Onyx

Designer: Ann



Stone Art Craft Onyx

Designer: Ann



Stone Art Craft Onyx

Designer: Ann




Stone Art Craft Onyx

Designer: Ann



Stone Art Craft Onyx

Designer: Ann



Meunier

Stone Furniture



Stone Washbasin

Onyx / Designer: Ann




Stone Washbasin

Onyx / Designer: Ann



Times. Dreamland

Times. Dreamland



Stone Art Furniture

Times Dreamland





Stone Art Furniture

Times Dreamland

Amazonia







Amazonia marble in wavelet shape




Amazonia marble in wavelet shape

The image shows two large, rectangular slabs of Amazonia marble. The slab on the left is dark, almost black, with a complex, layered texture. The slab on the right is light gray, also with a layered texture. They are positioned vertically, with the dark slab on the left and the light slab on the right. The background shows a wooden structure, possibly a conveyor belt or a support system, under a bright, industrial lighting setup.

Amazonia marble
for fountain



Amazonia marble
for fountain



Contact details

IINNO Ltd

2101A Nan Fung Centre,
264-298 Castle Peak Road,
Tsuen Wan, Hong Kong

Tel: 0086 (0)769 23010151 / 2
Email: sales@iinno-group.com
www.iinno-group.com



